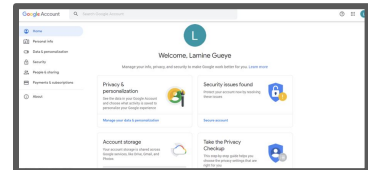

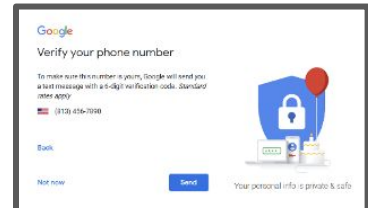
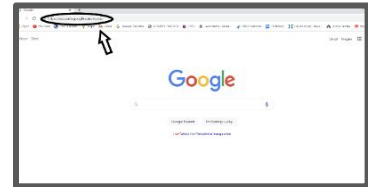


Tech Connect Tips

Gmail Set Up in Five Easy Steps!

1. Go to the following link:
<https://accounts.google.com/signup>
2. Fill in the appropriate fields on the "Create your Google Account" page and click "Next".
3. Fill in the appropriate fields on the "(Name), welcome to Google" page and click "Next".
4. Verify your phone number (if chosen).
5. Agree to the Privacy and Terms conditions by clicking "I Agree".

You're all set!



Tech
Connect

Questions?

Call Tech Connect at 813-574-0268 or email us at TechConnect@EducationFoundation.com.